

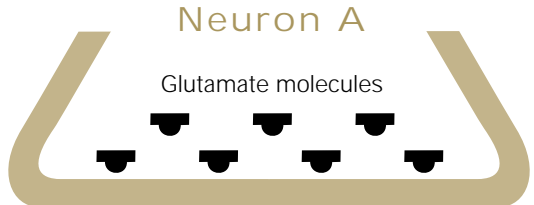


Before stimulation

During

After stimulation



Glutamate molecule locks into receptor

Change of polarity

Ca²⁺

Mg²⁺

Mg²⁺ blockade relieved

Ca²⁺ flows through NMDA channel

Mg²⁺
NMDA receptor blocked by Mg²⁺

Neuron B

Neuron B

Neuron B