

Prioritized memory access explains planning and hippocampal replay

Marcelo G. Mattar^{1*} and Nathaniel D. Daw^{1,2}

To make decisions, animals must evaluate candidate choices by accessing memories of relevant experiences. Yet little is known about which experiences are considered or ignored during deliberation, which ultimately governs choice. We propose a normative theory predicting which memories should be accessed at each moment to optimize future decisions. Using nonlocal 'replay' of spatial locations in hippocampus as a window into memory access, we simulate a spatial navigation task in which an agent accesses memories of locations sequentially, ordered by utility: how much extra reward would be earned due to better choices. This prioritization balances two desiderata: the need to evaluate imminent choices versus the gain from propagating newly encountered information to preceding locations. Our theory offers a simple explanation for numerous findings about place cells; unifies seemingly disparate proposed functions of replay including planning, learning, and consolidation; and posits a mechanism whose dysfunction may underlie pathologies like rumination and craving.

A hallmark of adaptive behavior is the effective use of experience to maximize reward¹. In sequential decision tasks such as spatial navigation, actions can be separated from their consequences in space and time. Anticipating these consequences to choose the best actions thus often requires integrating multiple intermediate experiences from pieces potentially never experienced together^{2,3}. For instance, planning may involve sequentially retrieving experiences to compose a series of possible future situations^{4,5}. Recent theories suggest that humans and animals selectively engage in such prospective planning as appropriate to the circumstances and suggest that omitting such computations could underlie habits and compulsion^{6–8}. However, by focusing only on whether or not to deliberate about the immediate future, these theories largely fail to address how the brain chooses which of the many possible experiences to consider during such evaluation, a selection process that ultimately governs which decisions are made.

In addition to prospective planning, behavioral and neuroimaging data suggest that actions can also be evaluated by integrating experiences before decisions are needed. Indeed, future decisions can be predicted not only from prospective neural activity⁵ but also from neural reinstatement when relevant information is first learned⁹ and during subsequent rest^{10,11} (Fig. 1a). Yet this further highlights the selection problem: if actions can be evaluated long before they are needed, which experiences should the brain consider at each moment to set the stage for the most rewarding future decisions? Addressing this question requires a more granular theory of memory access for action evaluation, which takes forward planning as a special case of general value computation.

A window into patterns of memory access is offered by the hippocampus¹². During spatial navigation, hippocampal place cells typically represent an animal's spatial position, though they can also represent locations ahead of the animal during movement pauses^{13–15}. For instance, during 'sharp wave ripple' events, activity might progress sequentially from the animal's current location toward a goal location^{14,15}. These 'forward replay' sequences predict subsequent behavior and have been suggested to support a planning mechanism that links actions to their consequences along a spatial

trajectory¹⁵. However, this pattern is also not unique: activity in the hippocampus can also represent locations behind the animal^{14,16–19} and can even represent altogether disjoint, remote locations (particularly during sleep^{20,21}; Fig. 1a). Collectively, these three patterns (forward, reverse, and offline replay) parallel the circumstances discussed above, in which reinstatement in humans predicts choice. The various patterns of hippocampal replay have been suggested to support a range of distinct functions such as planning^{13,15}, learning through credit assignment^{16,19,22}, memory retrieval^{23,24}, consolidation^{23,25}, and forming and maintaining a cognitive map¹⁸. Yet we still lack a theory describing how these various functions of replay come together to promote adaptive behavior and predicting which memories are replayed at each time and in which order.

To address this gap, we develop a normative theory to predict not just whether but which memories should be accessed at each time to enable the most rewarding future decisions. Our framework, based on the Dyna reinforcement learning (RL) architecture²⁶, views planning as learning about values from remembered experiences, a perspective that generalizes and reconceptualizes work on tradeoffs between model-based and model-free controllers^{6,7}. We derive, from first principles, the utility of retrieving each individual experience at each moment to predict which memories a rational agent ought to access to lay the groundwork for the most rewarding future decisions. This utility is formalized as the increase in future reward resulting from such memory access and is shown to be the product of two terms: a gain term that prioritizes states behind the agent when an unexpected outcome is encountered and a need term that prioritizes states ahead of the agent that are imminently relevant. Notably, this theory at present investigates which of all possible memories would be most favorable to access in principle; it is not intended as (but may help point the way toward) a mechanistic or process-level account of how the agent might efficiently find them.

To test the implications of our theory, we simulate a spatial navigation task in which an agent generates and stores experiences that can be later retrieved. We show that an agent that accesses memories in order of utility produces patterns of sequential state reactivation that resemble place cell replay, reproducing qualitatively and with

¹Princeton Neuroscience Institute, Princeton University, Princeton, NJ, USA. ²Department of Psychology, Princeton University, Princeton, NJ, USA.

*e-mail: mmattar@princeton.edu

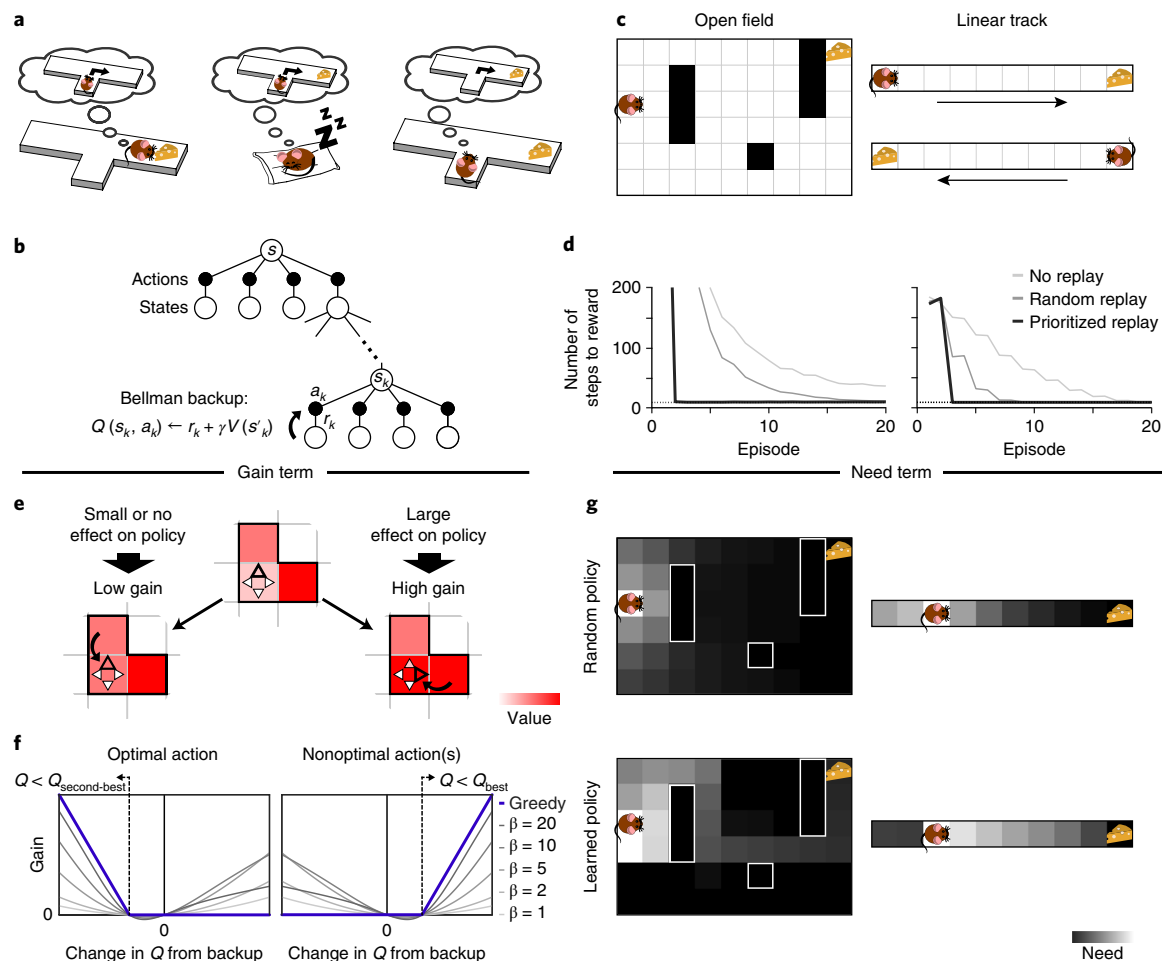


Fig. 1 | A rational model of prioritized memory access. **a**, Three ways an agent might learn, through sequential memory access, the relationship between actions and rewards. Left: when reward is first encountered, through reverse reactivation; center: during sleep or rest through ‘offline’ reactivation of the sequence; right: prior to choice, by prospective (forward) activation. The latter case is the most commonly envisioned in theories of model-based deliberation, but replay of all three sorts exists, and human neuroimaging evidence suggests that all can support decisions. **b**, Schematic of a Bellman backup in which the reactivation of a nonlocal experience $e_k = (s_k, a_k, r_k, s'_k)$ propagates the one-step reward r_k and the discounted value of s'_k to the state-action pair (s_k, a_k) . **c**, Grid-world environments simulated. Left: a two-dimensional maze (Sutton’s Dyna maze²⁶) with obstacles. Right: a linear track simulated as two disjoint segments (to reflect the unidirectionality of the hippocampal place code on linear tracks) with rewards in opposite ends. **d**, Performance of a greedy agent in the two simulated environments. Replaying experiences according to the proposed prioritization scheme speeds learning compared to learning without replay or with replay of randomly ordered experiences. Left, open field; right, linear track. Dotted lines represent optimal performance. **e**, The gain term for updating the value of a target action in a target state quantifies the expected increase in reward following a visit to the target state. Left: if the best action is updated with a higher value, the policy changes little or nothing, resulting in a small or zero gain. Right: if a nonoptimal action is updated with value higher than the best action’s value, the policy in the corresponding state changes, resulting in a large gain. Here squares represent states, triangles represent actions, and the arrow represents a Bellman backup that updates the value of an action. The highlighted triangle represents the action with highest estimated value. **f**, For a greedy agent (one who always chooses the best action; blue line), the gain is positive either when the best action is found to be worse than the second best action (left, changing the policy to disfavor it) or when a suboptimal action is found to be the best action (right, changing the policy to favor it). In both cases, the amount of gain increase depends on how much better the new policy is. Otherwise, the gain is zero, reflecting no effect on the policy. For a nongreedy agent (one who sometimes chooses random exploratory actions; thin gray lines), changes in Q values that do not change the best action can nonetheless affect the degree of exploration, leading to nonzero gain (β , softmax inverse temperature parameter). Note that a perfectly symmetric gain around zero amounts to absolute prediction error. **g**, The need term for a particular target state corresponds to its expected future occupancy, measuring how imminently and how often reward gains can be harvested there. This is shown as a heat map over states, and also depends on the agent’s future action choice policy. For example: top: random policy (initially); bottom: learned policy (following training).

no parameter-fitting a wealth of empirical findings in this literature, including (i) the existence and balance between forward and reverse replay, (ii) the content of replay, and (iii) the effects of experience. We propose the unifying view that all patterns of replay during behavior, rest, and sleep reflect different instances of a general state-retrieval operation that integrates experiences across space and time to propagate reward information and guide decisions. This framework for-

malizes and unifies aspects of the various putatively distinct functions of replay previously proposed, and it may shed light onto related psychiatric disorders including cravings, hallucinations, and rumination.

Results

We address how best to order individual steps of computation, known as Bellman backups (Fig. 1b–d), for estimating an action’s

value. A Bellman backup updates an estimate of the future value of taking a particular action in some ‘target’ state by summing the immediate payoff received for the action with the estimated future value of the successor state that follows it. Stringing together multiple backup operations over a sequence of adjacent states and actions computes aggregate value over a trajectory.

To analyze the optimal scheduling of individual steps of value computation, we derive the instantaneous utility of every possible individual Bellman backup: the expected increase in future reward that will result if the backup is executed (see Methods for formal derivation). The intuition is that a backup, by changing an action’s value, can result in a better action being preferred at the target state, leading to better rewards if that state is ever visited. Thus, the utility of a backup can be intuitively understood as the increase in reward following each visit to the target state, multiplied by the expected number of times the target state will be visited: the product of a gain term and a need term, respectively. The gain term quantifies the increase in discounted future reward expected from a policy change at the target state, that is, it measures how much more reward the agent can expect to harvest following any visit to the target state due to what it learns from the update (Fig. 1e). Notably, this value depends on whether the update changes the agent’s policy, meaning that (in contrast to other prioritization heuristics considered in artificial intelligence^{27–29}), the theory predicts asymmetric effects of positive and negative prediction errors due to their differential effects on behavior (Fig. 1f). To determine priority, the gain term is multiplied by the need term, which quantifies the number of times the agent is expected to harvest the gain by visiting the target state in the future. Here earlier visits are weighted more heavily than later visits due to temporal discounting. This weighting implies that the need term prioritizes the agent’s current state and others likely to be visited soon (Fig. 1g).

To explore the implications of this theory, we simulate an agent’s behavior in two spatial navigation tasks (Fig. 1c). First, we simulate a linear track on which the agent shuttles back and forth to collect rewards at the ends, a task widely used in studies of hippocampal replay (Fig. 1c). Second, we simulate a two-dimensional field with obstacles (walls) in which the agent needs to move toward a reward placed at a fixed location, a task used extensively in previous RL studies^{1,26,28} (Fig. 1c). In both tasks, the agent learns which actions lead to reward by propagating value information through Bellman backups. We assume that when the agent is paused (here before starting a run and upon receiving a reward), it may access nonlocal memories, and that it does so in order of utility. By reactivating memories sequentially, value information can be propagated along spatial trajectories that may have never been traversed continuously by the agent. In particular, value information can be propagated backward by chaining successive backups in the reverse direction, or it can be propagated forward by chaining successive backups in the forward direction. The latter case is achieved by allowing the agent to look one step deeper into the value of an action. That is, we consider the utility of all individual backups and, in particular, one that extends the previous backup with one extra state and updates the values of all actions along a trajectory. This approach allows for symmetric forward and reverse updates that have comparable effects along all the states of a trajectory. To connect the theory to hippocampal recordings, we assume that this local operation is accompanied by place cell activity at the target location.

Memory access and learning. We first predicted that prioritized memory access speeds learning. In both environments, we contrast an agent that accesses memories in prioritized order with a model-free agent that learns only by direct experience and with an agent that replays experiences drawn at random (original Dyna²⁶). In all cases, the number of steps to complete a trial (i.e., to find the reward) gradually declines as the agent learns the task. Learning with pri-

oritized experience replay progresses faster due to rapid propagation of value information along relevant trajectories (Fig. 1d). Note that our theory predicts that a model-free agent is nonetheless able to learn this type of task, albeit more slowly, in line with empirical demonstrations that disrupting replay slows learning without abolishing it²⁴.

Context-dependent balance between forward and reverse sequences. A major prediction of our theory is that patterns of memory access are not random, but often involve patterned trajectories. In our simulations, as in hippocampal recordings, replayed locations typically followed continuous sequences in either forward or reverse order (Fig. 2). In the model, this is because backups tend to produce situations that favor adjacent backups. In particular, our theory predicts two predominant patterns of backup, driven by the two terms of the prioritization equation.

First, when an agent encounters a prediction error, this produces a large gain behind the agent (Fig. 2a–f), reflecting the value of propagating the new information to predecessor states where it is relevant to choice. Following this backup, gain now recursively favors propagating the information toward that state’s predecessors, and so on. Thus, following an unexpected reward, sequences tend to start at the agent’s location and move backwards toward the start state (Fig. 2c,f). Because the need term is largest for states the agent expects to visit next (Fig. 2e), and since following reward the agent returns to the start for a new trial, prioritized backups often extend backwards, depth-first, even in a two-dimensional environment (Fig. 2f and Supplementary Fig. 1). The depth-first pattern reflects the agent’s expectation that it will return to the reward in the future following a trajectory similar to that followed in the past, in contrast to the breadth-first pattern observed in alternative prioritization heuristics that do not include a need term^{27–29}.

The need term, instead, tends to be largest in front of the agent (Fig. 2g–l). When it dominates, sequences tend to start at the agent’s location and move forward toward the goal (Fig. 2i,l). They tend to iterate forward because, when following a forward sequence of n steps, an adjacent step can extend it to an $n + 1$ -step backup that carries information about each preceding action. This pattern is observed whenever the utility of looking one step deeper into the value of the actions along the route is sufficiently high.

The model thus predicts when different patterns of backup (driven by fluctuating gain and need) are likely to occur. To quantify this in simulation, we classify each backup as forward or reverse (see Methods). In line with rodent hippocampal recordings on the linear track, we observe that replay (driven by need) extends forward before a run (Fig. 3a), providing information relevant for evaluating future trajectories. In contrast, replay extends backward upon completing a run (driven by gain; Fig. 3a), providing a link between behavioral trajectories and their outcomes. Very few reverse sequences are observed prior to a run, or forward sequences after completing a run, in line with previous findings¹⁴ (Fig. 3b). Note that the need term must be greater than zero for either pattern to occur (Supplementary Fig. 2).

Statistics of replayed locations: current position, goals, and paths. In addition to directionality, the theory predicts which particular routes should be considered, which ultimately determines the locations of behavioral change. Coarsely, replay should be biased toward relevant locations, such as the agent’s position (due to high need) and reward sites (due to high gain). Such general biases arise from the average over individual replay trajectories, which are patterned due to the influence of locations like reward sites on both the need and gain terms.

In our simulations, most significant events start in locations at or immediately behind the agent and extend in either direction (Fig. 4a). Empirical results on the linear track support this prediction:

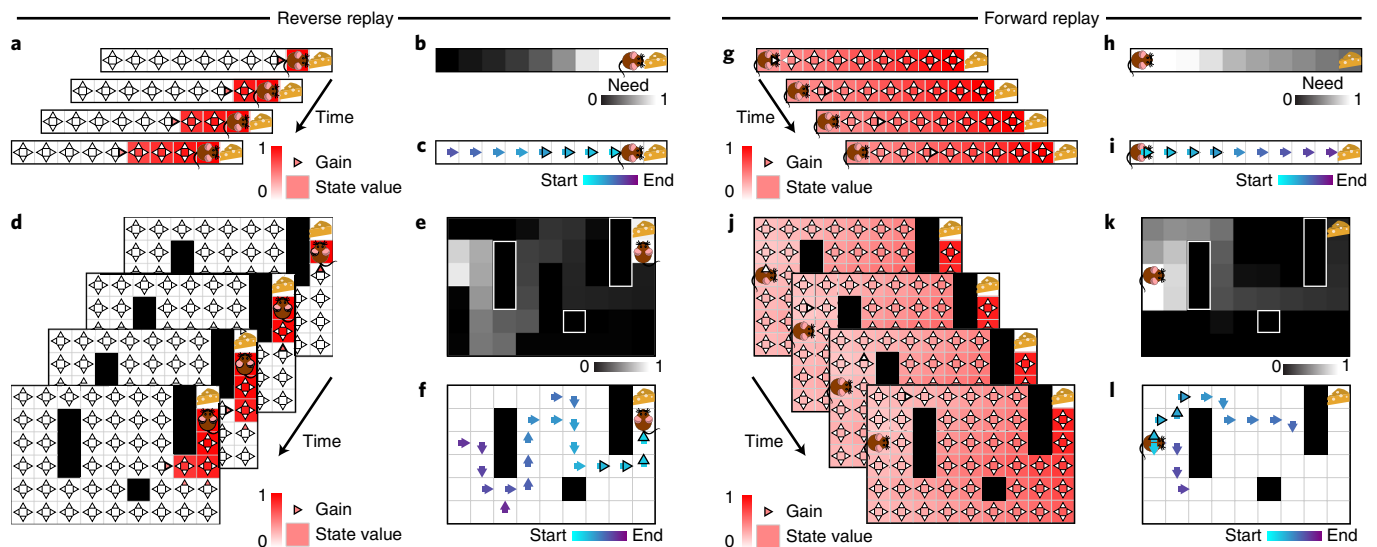


Fig. 2 | Replay produces extended trajectories in forward and reverse directions. a–f, Example of reverse replay. **g–l**, Example of forward replay. **(a,d)** Gain term and state values. Note that the gain term is specific for each action (triangles) and that it may change after each backup due to its dependence on the current state values. Replay of the last action executed before finding an unexpected reward often has positive gain because the corresponding backup will make the agent more likely to repeat that action in the future. Once this backup is executed, the value of the preceding state is updated and replaying actions leading to this updated state will have a positive gain. Repeated iterations of this procedure lead to a pattern of replay that extends in the reverse direction. The highlighted triangle indicates the action selected for value updating. **(g,i)** If gain differences are smaller than need differences, the need term dominates and sequences will tend to extend in the forward direction. **(b,e,h,k)** Need term. Note that the need term is specific for each state and does not change after each backup, as it is fully determined by the current state of the agent. The need term prioritizes backups near the agent and extends forward through states the agent is expected to visit in the future. In the field, the need term is also responsible for sequences expanding in a depth-first manner as opposed to breadth-first. **(c,f)** Example reverse sequences obtained on the linear track **(c)** and open field **(f)**. **(i,l)** Example forward sequences obtained on the linear track **(i)** and open field **(l)**. Note that forward sequences tend to follow the agent's previous behavior but may also find new paths towards the goal.

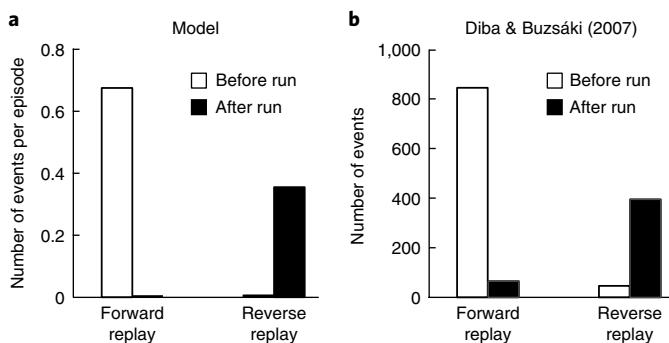


Fig. 3 | Forward and reverse sequences happen at different times and are modulated asymmetrically by reward. a, Forward sequences tend to take place before the onset of a run, while reverse sequences tend to take place after the completion of a run, upon receipt of reward. **b**, Data from Diba & Buzsáki¹⁴ (their Fig. 1c) showing that the majority (841 of 887) of forward sequences occurred at the start/end of the track before running, while the majority (395 of 464) of reverse sequences occurred at the other end following the run¹⁴. Image in **b** adapted from ref.¹⁴, Nature Publishing Group.

hippocampal events display an ‘initiation bias’, a tendency to begin at the animal’s location^{14,16,17} (Fig. 4b).

Sequences that start at the animal’s location can, nonetheless, extend in any direction, especially in open field environments where trajectories are less constrained. Yet gain and need in the model both favor important locations like reward sites. Empirically, sequential replay in open environments is also biased toward these locations^{15,30}. We simulate navigation in an open field (Fig. 1c) and

examine these content biases by calculating the activation probability of a backup occurring at each location. Visualized over space (Fig. 4c), backups tend to concentrate near the reward (goal) locations, in line with rodent recordings^{15,31}. Quantified as a function of distance (Fig. 4d), backups are again more likely than chance to happen near the reward or the agent^{15,32}.

Results like these have been taken to reflect replay’s involvement in planning future routes. Indeed, the bias toward locations near the goal is seen even for forward replay considered separately, suggesting that it cannot simply reflect initiation bias (because our simulations randomize starting locations; Supplementary Fig. 3). Locations at the final turn toward the reward are emphasized even more than locations nearer the reward itself, a consequence of the gain term being higher where there is a greater effect on behavior. The over-representation of turning points is a consequence of the barriers in the simulated environment and is consistent with reports that reactivated place fields congregate around relevant cues³³.

The hypothesized involvement of replay (both forward and reverse) in evaluating potential routes can also be assessed by comparing replayed trajectories to recent or future paths. In the model, these tend to coincide, because backups tend to occur in locations favored by the need term and, for forward trajectories, by the definition of valid n -step sampling, which measures rewards expected along the agent’s predicted future trajectory. However, the correspondence is not perfect; in fact, backups can sometimes construct trajectories not previously traversed continuously by the agent¹⁸. (Although our model as implemented only replays individual transitions that have previously been made in real experience, these can be recombined, and the same framework would work equally with transitions whose availability and future need can be inferred, as by vision.) We measured the probability that the first five backups of a forward or reverse event would include locations visited by the agent

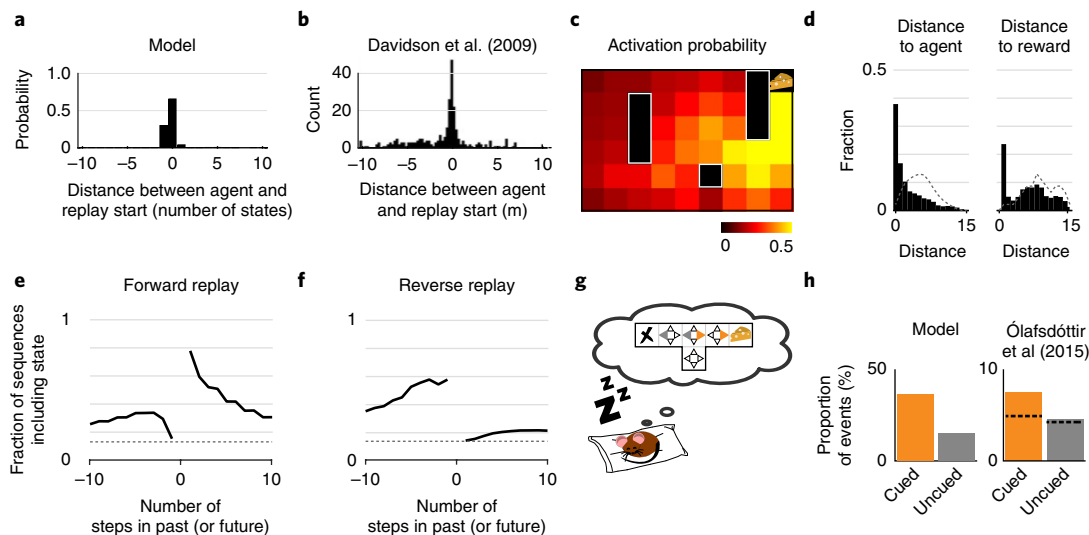


Fig. 4 | Replay over-represents agent and reward locations and predicts subsequent and past behavior. **a**, Distribution of start locations of significant replay events relative to the agent's position and heading on the linear track. Negative distances indicate that the replayed trajectory starts behind the agent. Most significant replay events on the linear track start at or immediately behind the agent's location. **b**, Data from Davidson et al.¹⁷ (their Fig. 3f), showing the distribution of start locations of replay trajectories relative to the animal's position and heading on the track ($n=136$ cells; four rats)¹⁷. **c**, Activation probability across all backups within an episode. Colors represent the probability of a backup happening at each location within a given episode. Note that backups are more likely to occur in locations near the reward. **d**, Probability that a given backup happens at various distances from the agent (left) and from the reward (right) in the open field. Dotted lines represent chance levels. Note that backups are substantially more likely to happen near the agent and/or near the reward than chance. **e,f**, How forward and reverse replay predict future and previous steps in the open field. Lines indicate the probability that the first five backups of any significant forward or reverse sequence contains the state the agent will occupy or has occupied a given number of steps in the future or past, respectively. Dotted lines represent chance levels. Note that forward replay is more likely to represent future states than past states, while the opposite is true for reverse replay. **g**, We simulated an agent in an offline setting (for example, sleep) after exploring a T-maze and receiving a reward on the right (cued) arm. **h**, Left: the proportion of backups corresponding to actions leading to the cued arm (orange) is much greater than the proportion of backups corresponding to actions leading to the uncued arm (gray). Right: data replotted from Ólafsdóttir et al.³¹ (their Fig. 2d), showing the proportion of spiking events categorized as 'preplay' events for the cued and uncued arms ($n=212$ cells; four rats). The dashed line indicates the proportion of events expected by chance³¹. Image in **b** adapted from ref. ¹⁷, Elsevier; image in **h** adapted from ref. ³¹ under a Creative Commons license CC BY 4.0.

in the future or past. In the open field, forward replay correlates with the agent's future trajectory much more than with its past (Fig. 4e). In contrast, reverse replay shows the opposite pattern (Fig. 4f). The similarity between replayed trajectories and the trajectories followed by the agent in either the past (reverse replay) or future (forward replay) is again in line with rodent recordings^{15,33}.

Last, we address remote replay, in which sequences correspond to spatial locations away from the animal¹⁷ or in remote environments²¹. Even during sleep (when replay rarely corresponds to the location where the animal is sleeping) replay tends to represent rewarding areas of the environment, in comparison to similar but unrewarding areas³¹. In our model, biases in reactivation during rest can again be understood in terms of the same need- and gain-based prioritization (with need defined as subsequently expected future occupancy following waking). We test these predictions of sleep replay by simulating a T-maze with a reward placed at the end of one of the two arms (Fig. 4g), with the agent absent from the environment (see Methods). The proportion of backups corresponding to actions leading to the rewarded arm is much greater than the proportion of backups corresponding to actions leading to the unrewarded arm (Fig. 4h), reproducing equivalent empirical results³¹.

Asymmetric effect of prediction errors. We have shown that prioritized memory access for action evaluation applied in different conditions may give rise to forward and reverse sequences. However, our claim that both sorts of replay may arise from the same prioritized operation may seem at odds with the general view that forward and reverse sequences have distinct functions (for example, planning and learning, respectively^{14,19}). One observation that has

been argued to support this distinction is that reverse and forward replay are differently sensitive to reward context. In rodents navigating a linear track, the rate of reverse replay increases when the animal encounters an increased reward, but decreases when the animal encounters a decreased reward. In contrast, the rate of forward replay is similar despite either change in reward^{19,33}.

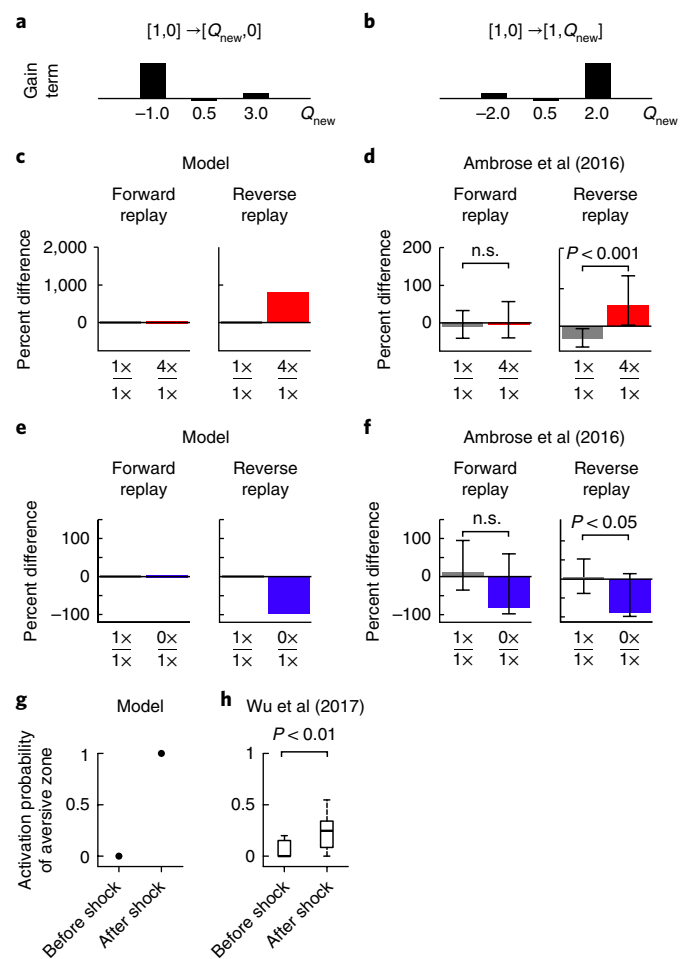
Our hypothesis is instead that planning and learning are better understood as different variants of the same operation: using backups (in different orders) to propagate reward information over space and time. In our model, asymmetric effects of increases versus decreases in reward are a hallmark of the gain term, arising from its definition in terms of policy change (Fig. 1e,f) and distinguishing our prioritization hypothesis from others that simply trigger update on any surprise^{27–29}).

Because gain is accrued when an update changes the agent's choice toward a better one, it depends both on whether the news is good or bad and on what alternative actions are available (Fig. 1e,f). Figure 5a,b demonstrates this predicted interaction by plotting gains for different types of feedback about the action previously believed to be better (Fig. 5a) or worse (Fig. 5b) in a two-action situation. Gain is large for learning that the seemingly worse action is actually better than the alternative or that the seemingly better action is worse—either result teaches the agent a better choice. There is a second, subtler asymmetry when (as, in our model, due to 'softmax' choice) how reliably an action is executed depends on its relative advantage over alternatives. Learning that the best action is even more rewarding makes the agent more likely than previously to choose it, so there is small positive gain; learning it is somewhat worse (but still the best option) carries zero or negative gain since it

makes choice sloppier. All these effects arise only for reverse replay occurring at the end of a run, when the gain term is large and, therefore, dominates the utility of the backup.

We investigate the asymmetric effects of positive or negative prediction errors on replay by simulating two conditions on a linear track task similar to that studied by Ambrose et al.¹⁹: (i) an increased reward condition in which the reward encountered by the agent is four times larger in half of the episodes, and (ii) a decreased reward condition in which the reward encountered by the agent is zero in half of the episodes. The number of forward events is approximately equal in all cases. In contrast, the number of reverse events is larger upon receiving a larger reward than upon receiving a conventional reward (Fig. 5c,d). This effect is driven by both an increase in reverse replay for larger rewards and a decrease for conventional (1×) rewards (Supplementary Fig. 4), as observed experimentally¹⁹. In contrast, the number of reverse events is smaller upon receiving no reward than upon receiving a conventional reward (Fig. 5e,f). This effect is driven by a decrease in reverse replay when the

Fig. 5 | Forward and reverse sequences happen at different times and are modulated asymmetrically by reward. a, Gain term for an example case in which two actions are available and the agent learns a new value (Q_{new}) for the best action. **b**, Gain term for an example case in which two actions are available and the agent learns a new value (Q_{new}) for the worst action. **c**, We simulated a task in which, in half of the episodes, the reward received was 4× larger than baseline. Left: the number of forward events was approximately equal in every lap, both when the rewards were equal (gray bar) and when the rewards were 4× larger (red bar). Right: in contrast, the number of reverse events was approximately equal when the rewards were equal (gray bar), but much larger upon receiving a larger reward in the unequal reward condition (red bar). **d**, Data from Ambrose et al.¹⁹ (their Fig. 3e,h) showing percent difference in replay rate from unchanged to increased reward at end of track in the equal (gray bars) and unequal (red bars) reward conditions (n = maximum of 467 stopping periods in the equal reward condition and 217 in the unequal reward condition; five rats; mean \pm 95% confidence interval; significance assessed with Wald's z test). Note that in forward replay (left), the effects on the two ends of the track are not significantly different (n.s.). **e**, We simulate a task in which, in half of the episodes, the reward received was zero. Left: the number of forward events was approximately equal in every lap both when the rewards were equal (gray bar), as well as when the rewards were removed (blue bar). Right: in contrast, the number of reverse events was approximately equal when the rewards were equal (gray bar), but almost completely abolished upon receiving no reward in the unequal reward condition (blue bar). **f**, Data replotted from Ambrose et al.¹⁹ (their Fig. 5c,f) showing percent difference in replay rate from unchanged to decreased reward at end of track in the equal (gray bars) and unequal (blue bars) reward conditions (n = maximum of 580 stopping periods in the equal reward condition and 230 stopping periods in the unequal reward condition; five rats; mean \pm 95% confidence interval; significance assessed with a Wald's z test). Note that in forward replay (left), the effects on the two ends of the track are not significantly different (n.s.). **g**, Activation probability at the end of a linear track during random exploration without rewards or punishments (left) and after shock delivery at the end of a track (right). Dots represent mean activation probability across simulations. **h**, Data from Wu et al.³⁴ (their Fig. 3e) showing the activation probability during population burst events of cells with place fields at a light zone before shock delivery (left) and similarly for cells with place fields at a shock zone after shock delivery (right; n = 30 cells with place fields at a light zone; n = 26 cells with place fields at a shock zone; four rats; horizontal lines in box plots are the median and the 25% and 75% range values; whiskers indicate the most extreme data points ≤ 1 interquartile range from box edges; significance assessed with a two-sided Wilcoxon rank-sum test³⁴). Images in **d,f** adapted from ref. ¹⁹, Elsevier; image in **h** adapted from ref. ³⁴, Nature Publishing Group.



reward is 0 and by an increase when the reward is conventional (1× Supplementary Fig. 4), again replicating empirical findings¹⁹.

Another crucial prediction of the model is that propagating negative prediction error is unhelpful if no better action is available, but advantageous if alternative actions become preferred. Above, reduced reward produces no replay because no better option is available. In contrast, if negative reward (for example, electric shock) is encountered, propagating it has positive gain (Fig. 5a), as it enables omitting the action altogether. Staying still or moving backwards is better than moving toward a shock zone. Indeed, in simulation, backup occurs at the shock zone after shock delivery (to propagate this information and prevent the agent's return), but not prior to shock delivery (Fig. 5g). This prediction has also been confirmed: in a conditioned place avoidance task, replays are observed extending from the animal's position toward the end of a track previously paired with shock, despite the fact that the animals does not then enter the shock zone³⁴ (Fig. 5h). These results not only provide direct support to our theory's notion of gain but also illustrate how the notion of planning embodied by our model differs from a narrower, colloquial sense of planning. Evaluating candidate actions by simulation does not just find paths to goals, it also helps agents figure out what not to do.

Effects of familiarity and specific experiences. As a learning model, our theory also predicts effects of experience on the prevalence and location of replay. In particular, change in the need versus gain terms predicts countervailing effects of experience. As a task is learned, prediction errors decrease, policies stabilize, and the gain expected due to replay decreases, causing a reduction in significant replay

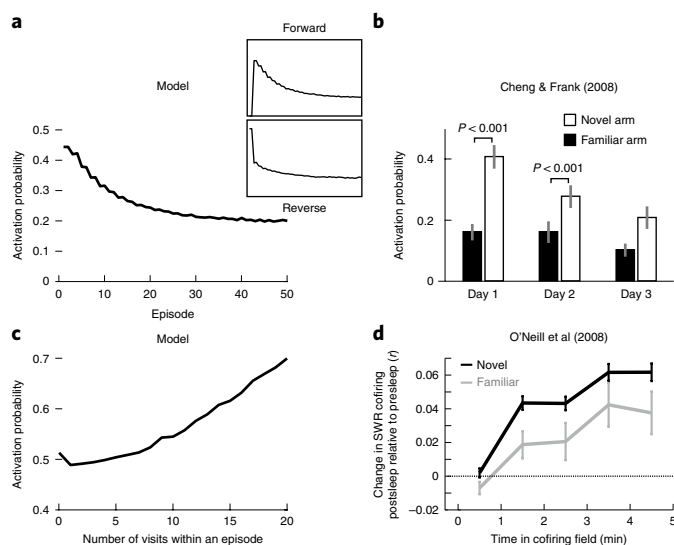


Fig. 6 | Replay frequency decays with familiarity and increases with experience. **a**, On the linear track, the probability of significant replay events happening at any given state decays across episodes, peaking when the environment is novel. Insets: the activation probability of both forward (top) and reverse (bottom) replay events decays with experience. **b**, Data replotted from Cheng & Frank³⁶ (their Fig. 4a), showing the activation probability per high-frequency event ($n = 41, 43, 34, 34, 31, 28$ cells, respectively, for each bar; four rats; error bars represent standard errors; significance assessed with a Wilcoxon rank-sum test)³⁶. **c**, Probability that significant replay events include a state on the linear track as a function of the number of visits to that state in an episode. Analogously to the effect reported in Fig. 1g, driven by the need term, the probability that at state will be replayed increases with experience in that state. **d**, Data replotted from O'Neill et al.³⁵ (their Fig. 3c), showing that the more time rats spend in the co-firing field during exploration, the larger is the increase in probability that these cell pairs fire together during sleep sharp wave ripples ($n = 613$ cells and 19,054 cell pairs recorded over 33 sessions in the novel environment; $n = 309$ cells and 4,865 cell pairs recorded over 15 sessions in the familiar conditions; 14 rats; error bars represent standard errors)³⁵. Image in **b** adapted from ref. ³⁶, Elsevier; image in **d** adapted from ref. ³⁵, Nature Publishing Group.

events. At the same time, as behavior crystallizes, need becomes more focused along the routes learned by the agent (for example, compare top and bottom of Fig. 1g). This predicts that, conditional on replay occurring, particular states are increasingly likely to participate.

These countervailing effects may help to explain apparent inconsistencies in the replay literature, as both increases and decreases in replay have been reported, albeit using a range of dependent measures and designs^{16,32,33,35–37}. Specifically, the more time an animal spends between two place fields, the more the corresponding place cell pair is reactivated during sleep. This is consistent with focusing need on these states³⁵. In contrast, replay is more easily observed in novel than in familiar tracks (consistent with a decrease in gain overall¹⁶), and the average activation probability is highest in novel environments³⁶. It has been suggested that replay tends to increase within a session with exposure, but decrease across sessions as the animal becomes familiar with a novel environment³⁷. This may reflect the additional effect of experience versus computation on learning in our model. In particular, both need (favoring focused replay) and gain (opposing overall replay) are affected by actual experience in an environment, but only gain is affected by replay (for example, during rest between sessions). This is because only experience can teach an agent about the situations it is likely to encounter (i.e., need), but value-learning from replayed experience reduces subsequent gain.

We examine the effect of familiarity and specific experience on replay by calculating the number of significant replay events as a function of experience (episode number). In line with previous reports¹⁶, we observe that the number of significant events decays steadily with experience. This effect is due to a decrease in both forward and reverse replay. Similarly, activation probability decays steadily with experience (Fig. 6a), in line with empirical findings (Fig. 6b)³⁶, and this decay occurs for both forward and reverse sequences (Fig. 6a). In contrast, when events occur, the probability that they include a specific state increases with number of visits (Fig. 6c), also in line with previous reports (Fig. 6d)³⁵. These two effects reflect the effect of experience on the two terms governing priority: while the gain term decreases with exposure, the need term increases as the agent's trajectory becomes more predictable.

Effect of replay on choice behavior. The preceding simulations demonstrate that a range of properties of place cell replay can be predicted if replay is optimized for planning involving the reactivated locations. This implies a complementary set of behavioral predictions about how replay's involvement guides choices. Behavioral effects are most characteristically expected for acquiring tasks (like shortcuts) that exercise the ability of replay to compose novel trajectories from separate experiences³ and that cannot be solved by simple model-free learning from experience.

Hippocampal replay can follow novel paths or shortcuts¹⁸, though there is less direct evidence for its behavioral consequences. In one report³¹, activation of a path not yet explored was followed by rats subsequently being able to choose that path, correctly, over another, consistent with planning. Forward hippocampal replay predicts future paths even when the goal location is novel¹⁵. Finally, blocking sharp wave ripples selectively impairs learning and performance of a spatial working memory task²⁴. Though our model would require elaboration to simulate that task (because it is non-Markovian), it demonstrates that awake replay is required for associating events over space and time²⁴.

Our theory also emphasizes that several different patterns of replay (Fig. 1a) can solve decision tasks requiring integrating multiple experiences, which have largely been assumed to reflect forward planning at choice time. Apart from forward replay, reverse replay allows connecting an experienced outcome with potential predecessor actions, and offline replay can compose sequences of experiences during rest. Although these behavioral consequences have not been examined in hippocampal spatial research, research with humans using nonspatial versions of reevaluation tasks (and activity of category-specific regions of visual cortex to index state rein-statement) verifies that forward replay⁵, reverse replay⁹, and offline replay¹¹ all predict subjects' ability to solve these tasks. The present theory's account of which replay events are prioritized might provide a basis for explaining why different task variants in different studies have evoked different solution strategies.

Discussion

Given all the experience accumulated in a lifetime, which memories should one access to plan the most rewarding decisions? We offer a rational account for the prioritization of memory access to support action evaluation. We propose that various nonlocal place cell phenomena reflect a single evaluation operation, which has varying utility in different circumstances. This utility, derived from first principles, amounts to the product of two terms, gain and need. Simulations qualitatively reproduced a range of results about hippocampal replay without parameter fitting.

This theory draws new connections between hippocampus and decision-making, with implications for both areas. It has long been recognized that place cell activity (including forward and reverse replay) likely supports choice^{13,16}; we render this idea experimentally testable by specifying a hypothesis about what the brain learns from any particular replay event.

Hippocampal researchers typically envision that replay serves disjoint functions in different circumstances, including learning¹⁶, planning^{13–15,38}, spatial memory retrieval²⁴, and consolidation^{23,25}. By focusing on a specific operation (long-run value computation), we sharpen these suggestions and expose their relationships. In RL, learning amounts to propagating value between adjacent states for temporal credit assignment. This perspective unifies the proposed role of forward replay in planning with that of reverse replay in learning (both linking sequences to their outcome¹⁶), and it attributes a similar role to offline replay. Though serving a common goal, these patterns are appropriate in different circumstances, explaining differential regulation (such as asymmetric effects of prediction errors on forward versus reverse replay), which has previously been taken as evidence for distinct functions¹⁹. As for consolidation, our perspective echoes other work²⁵ in viewing it not merely as strengthening existing memories, but as more actively computing new summaries from the replayed content. As with other systems consolidation theories, the summaries (here value) are likely stored elsewhere in the brain (here corticostriatal synapses), and replay presumably evokes coordinated activity throughout the brain, especially the dopaminergic–striatal reward networks^{39,40}.

While we explore a specific role for replay in computing long-run action value, we do not exclude other computations over replayed experiences²⁵. One variant of our theory uses replay to learn a successor representation (SR): a model of the long-run locations expected to follow some action, instead of the reward consequences alone. The SR can be used as an intermediate representation for computing action values⁴¹ and has been proposed to be learned within hippocampal recurrences⁴². Like value, it can be learned from replayed experience⁴³, connecting learning from replay more directly with building a type of cognitive map¹⁸. Our account extends fully to this case. Indeed, our prioritization computation is the same whether replay updates an SR or action values, because an SR update has the same utility (under our myopic approximation) as the corresponding action value update: both implement the same Bellman backup.

A key insight in decision neuroscience is that how decision variables are computed governs what is ultimately chosen. Thus, the view that the brain contains separate systems for ‘model-based’ vs. ‘model-free’ value computation (which differ in whether they recompute values at decision time) may explain phenomena such as habits and compulsion. We extend this to a more granular view, addressing which branches are considered during recomputation⁴⁴. Dysfunction in such selection may explain symptoms involving biased (for example, craving or obsession) and abnormal patterns of thought (for example, rumination or hallucination). Our theory goes beyond planning about the immediate future to consider value computation at remote states: offline replay^{22,26}. This systematizes several instances in which tasks thought to index model-based planning at choice time are instead apparently solved by computations occurring earlier^{9–11}, and it links them (hypothetically) to different patterns of replay. Finally, reinterpreting planning as learning from remembered experience suggests that this operation might be subserved by the same dopaminergic machinery as learning from direct experience, but driving it with replayed experiences instead. Indeed, trajectory replay in the hippocampus drives activation and plasticity throughout this system^{39,40}. Such shared machinery would explain the otherwise puzzling involvement of dopamine in model-based evaluation^{45–48}.

The artificial intelligence literature suggests one alternative approach for prioritizing backups: prioritized sweeping (PS)^{27–29}. PS triggers backups on large prediction errors (whether negative or positive) to propagate unexpected information to predecessor states. Our approach adds the need term, to focus backups on states likely to be visited again. Also, our gain term considers the effect of a backup on an agent’s policy, propagating information only when it has behavioral consequences. Data support both features of our model over PS. Positive and negative prediction errors have

asymmetric effects, consistent with gain but not with PS¹⁹ (Fig. 5c–f). Due to need, our model also searches forward from the current state, in addition to PS’s largely backward propagation. The need term also channels activity along recently or frequently observed trajectories. This may help to explain why nonlocal place cell activity follows extended sequences even though straightforward error propagation is often more breadth-first^{27,28}.

Our model has a number of limitations, which are opportunities for future work. We omit many model features to construct the simplest instantiation that exposes the key intuition behind the theory: the roles of gain and need driving reverse and forward replay, respectively. For instance, we restrict our simulations to simple spatial environments, though the framework applies generally to sequential tasks. Because these environments are stationary and deterministic, we omit uncertainty from the model. Both stochasticity and nonstationarity would give rise to uncertainty about action values, which would be crucial to a fuller account of prioritized deliberation. This will require, in future, re-introducing these features from previous accounts of online deliberation^{6,7}; with these features restored, the current theory should inherit its predecessors’ account of habits, such as how they arise with overtraining.

The most important limitation of our work is that, to investigate the decision theoretic considerations governing replay, we define priority abstractly and do not offer a mechanism for how the brain would realistically compute it. Although the need term is straightforward (it is the SR⁴¹, which the brain has been proposed to track for other reasons^{42,49}), the calculation of gain, as we define it, requires that the agent knows the effect of a backup on its policy prior to deciding whether to perform it. We use this admittedly unrealistic rule to investigate the characteristics of efficient backup, but a process-level model will require heuristics or approximations to the gain term, whose form might be motivated by our simulations.

To highlight the role of sequencing computations, we construct the theory at a single spatial and temporal scale, with a Bellman backup as the elementary unit of computation. We build both forward and reverse replay trajectories recursively, step by step. We note that research in both hippocampus and decision-making (separately) stress the multiscale nature of task representations. A fuller account of planning would include temporally extended actions (‘options’)^{44,50} or similarly extended state predictions⁴¹. In this case, the principles of prioritization would carry over directly, but over a set of extended trajectories rather than individual locations.

The key experimental opportunities suggested by our theory involve monitoring or manipulating nonlocal place cell activity during trial-by-trial RL tasks, especially those that defeat alternative, model-free mechanisms^{5,45}. Fundamentally, the theory predicts a series of relationships spanning experience to choice: the statistics of experience (via need and gain) influence the likelihood of particular trajectories replaying; these events update action values (and their neural signatures, as in striatum) at the replayed locations; finally, this impacts choice behavior. Each of these associations could be monitored or intervened upon. Furthermore, they are all detailed event-by-event, so (for instance) we predict not just that replay promotes better integrative learning overall, but which computation is subserved by any particular nonlocal event. Thus, conditional on an event (or interrupting one), the theory predicts specific, localized changes in neural value representations and choice behavior. Similarly, by manipulating experience to affect need or gain, the theory predicts that one can affect not just whether forward or reverse replay is favored, but on which trajectories.

Online content

Any methods, additional references, Nature Research Reporting Summaries, source data, statements of data availability and associated accession codes are available at <https://doi.org/10.1038/s41593-018-0232-z>.

Received: 9 January 2018; Accepted: 17 August 2018;
Published online: 22 October 2018

References

- Sutton, R. S. & Barto, A. G. *Reinforcement Learning: An Introduction* (MIT Press, Cambridge, MA, USA, 1998).
- Daw, N. D. & Dayan, P. The algorithmic anatomy of model-based evaluation. *Phil. Trans. R. Soc. B* **369**, 20130478 (2014).
- Shohamy, D. & Daw, N. D. Integrating memories to guide decisions. *Curr. Opin. Behav. Sci.* **5**, 85–90 (2015).
- Huys, Q. J. et al. Interplay of approximate planning strategies. *Proc. Natl. Acad. Sci. USA* **112**, 3098–3103 (2015).
- Doll, B. B., Duncan, K. D., Simon, D. A., Shohamy, D. & Daw, N. D. Model-based choices involve prospective neural activity. *Nat. Neurosci.* **18**, 767–772 (2015).
- Daw, N. D., Niv, Y. & Dayan, P. Uncertainty-based competition between prefrontal and dorsolateral striatal systems for behavioral control. *Nat. Neurosci.* **8**, 1704–1711 (2005).
- Keramati, M., Dezfouli, A. & Piray, P. Speed/accuracy trade-off between the habitual and the goal-directed processes. *PLoS Comput. Biol.* **7**, e1002055 (2011).
- Gillan, C. M., Kosinski, M., Whelan, R., Phelps, E. A. & Daw, N. D. Characterizing a psychiatric symptom dimension related to deficits in goal-directed control. *eLife* **5**, e11305 (2016).
- Wimmer, G. E. & Shohamy, D. Preference by association: how memory mechanisms in the hippocampus bias decisions. *Science* **338**, 270–273 (2012).
- Gershman, S. J., Markman, A. B. & Otto, A. R. Retrospective revaluation in sequential decision making: A tale of two systems. *J. Exp. Psychol.* **143**, 182 (2014).
- Momennejad, I., Otto, A. R., Daw, N. D. & Norman, K. A. Offline replay supports planning: fMRI evidence from reward revaluation. Preprint at *bioRxiv* <https://doi.org/10.1101/196758> (2017).
- O'Keefe, J. & Nadel, L. *The Hippocampus as a Cognitive Map* (Clarendon Press, Oxford, 1978).
- Johnson, A. & Redish, A. D. Neural ensembles in CA3 transiently encode paths forward of the animal at a decision point. *J. Neurosci.* **27**, 12176–12189 (2007).
- Diba, K. & Buzsáki, G. Forward and reverse hippocampal place-cell sequences during ripples. *Nat. Neurosci.* **10**, 1241 (2007).
- Pfeiffer, B. E. & Foster, D. J. Hippocampal place-cell sequences depict future paths to remembered goals. *Nature* **497**, 74–79 (2013).
- Foster, D. J. & Wilson, M. A. Reverse replay of behavioural sequences in hippocampal place cells during the awake state. *Nature* **440**, 680–683 (2006).
- Davidson, T. J., Kloosterman, F. & Wilson, M. A. Hippocampal replay of extended experience. *Neuron* **63**, 497–507 (2009).
- Gupta, A. S., van der Meer, M. A., Touretzky, D. S. & Redish, A. D. Hippocampal replay is not a simple function of experience. *Neuron* **65**, 695–705 (2010).
- Ambrose, R. E., Pfeiffer, B. E. & Foster, D. J. Reverse replay of hippocampal place cells is uniquely modulated by changing reward. *Neuron* **91**, 1124–1136 (2016).
- Lee, A. K. & Wilson, M. A. Memory of sequential experience in the hippocampus during slow wave sleep. *Neuron* **36**, 1183–1194 (2002).
- Karlsson, M. P. & Frank, L. M. Awake replay of remote experiences in the hippocampus. *Nat. Neurosci.* **12**, 913–918 (2009).
- Johnson, A. & Redish, A. D. Hippocampal replay contributes to within session learning in a temporal difference reinforcement learning model. *Neural Netw.* **18**, 1163–1171 (2005).
- Carr, M. F., Jadhav, S. P. & Frank, L. M. Hippocampal replay in the awake state: a potential substrate for memory consolidation and retrieval. *Nat. Neurosci.* **14**, 147–153 (2011).
- Jadhav, S. P., Kemere, C., German, P. W. & Frank, L. M. Awake hippocampal sharp-wave ripples support spatial memory. *Science* **336**, 1454–1458 (2012).
- McClelland, J. L., McNaughton, B. L. & O'Reilly, R. C. Why there are complementary learning systems in the hippocampus and neocortex: insights from the successes and failures of connectionist models of learning and memory. *Psychol. Rev.* **102**, 419 (1995).
- Sutton, R. S. Integrated architectures for learning, planning, and reacting based on approximating dynamic programming. *Proc. Int. Conf. Mach. Learn.* **7**, 216–224 (1990).
- Moore, A. W. & Atkeson, C. G. Prioritized sweeping: reinforcement learning with less data and less time. *Mach. Learn.* **13**, 103–130 (1993).
- Peng, J. & Williams, R. J. Efficient learning and planning within the Dyna framework. *Adapt. Behav.* **1**, 437–454 (1993).
- Schaul, T., Quan, J., Antonoglou, I. & Silver, D. Prioritized experience replay. Preprint at *arXiv* [1511.05952](https://arxiv.org/abs/1511.05952) (2015).
- Dupret, D., O'Neill, J., Pleydell-Bouverie, B. & Csicsvari, J. The reorganization and reactivation of hippocampal maps predict spatial memory performance. *Nat. Neurosci.* **13**, 995–1002 (2010).
- Ólafsdóttir, H. F., Barry, C., Saleem, A. B., Hassabis, D. & Spiers, H. J. Hippocampal place cells construct reward related sequences through unexplored space. *eLife* **4**, e06063 (2015).
- Jackson, J. C., Johnson, A. & Redish, A. D. Hippocampal sharp waves and reactivation during awake states depend on repeated sequential experience. *J. Neurosci.* **26**, 12415–12426 (2006).
- Singer, A. C. & Frank, L. M. Rewarded outcomes enhance reactivation of experience in the hippocampus. *Neuron* **64**, 910–921 (2009).
- Wu, C.-T., Haggerty, D., Kemere, C. & Ji, D. Hippocampal awake replay in fear memory retrieval. *Nat. Neurosci.* **20**, 571 (2017).
- O'Neill, J., Senior, T. J., Allen, K., Huxter, J. R. & Csicsvari, J. Reactivation of experience-dependent cell assembly patterns in the hippocampus. *Nat. Neurosci.* **11**, 209 (2008).
- Cheng, S. & Frank, L. M. New experiences enhance coordinated neural activity in the hippocampus. *Neuron* **57**, 303–313 (2008).
- Buhry, L., Azizi, A. H. & Cheng, S. Reactivation, replay, and preplay: how it might all fit together. *Neural Plast.* **2011**, 203462 (2011).
- Singer, A. C., Carr, M. F., Karlsson, M. P. & Frank, L. M. Hippocampal SWR activity predicts correct decisions during the initial learning of an alternation task. *Neuron* **77**, 1163–1173 (2013).
- Lansink, C. S., Goltstein, P. M., Lankelma, J. V., McNaughton, B. L. & Pennartz, C. M. Hippocampus leads ventral striatum in replay of place-reward information. *PLoS Biol.* **7**, e1000173 (2009).
- Gomperts, S. N., Kloosterman, F. & Wilson, M. A. VTA neurons coordinate with the hippocampal reactivation of spatial experience. *eLife* **4**, e05360 (2015).
- Dayan, P. Improving generalization for temporal difference learning: the successor representation. *Neural Comput.* **5**, 613–624 (1993).
- Stachenfeld, K. L., Botvinick, M. M., & Gershman, S. J. The hippocampus as a predictive map. *Nat. Neurosci.* **20**, 1643 (2017).
- Russek, E. M., Momennejad, I., Botvinick, M. M., Gershman, S. J., & Daw, N. D. Predictive representations can link model-based reinforcement learning to model-free mechanisms. *PLoS Comput. Biol.* **13**, e1005768 (2017).
- Cushman, F. & Morris, A. Habitual control of goal selection in humans. *Proc. Natl. Acad. Sci. USA* **112**, 13817–13822 (2015).
- Daw, N. D., Gershman, S. J., Seymour, B., Dayan, P. & Dolan, R. J. Model-based influences on humans' choices and striatal prediction errors. *Neuron* **69**, 1204–1215 (2011).
- Sadacca, B. F., Jones, J. L. & Schoenbaum, G. Midbrain dopamine neurons compute inferred and cached value prediction errors in a common framework. *eLife* **5**, e13665 (2016).
- Doll, B. B., Bath, K. G., Daw, N. D. & Frank, M. J. Variability in dopamine genes dissociates model-based and model-free reinforcement learning. *J. Neurosci.* **36**, 1211–1222 (2016).
- Sharpe, M. J. et al. Dopamine transients are sufficient and necessary for acquisition of model-based associations. *Nat. Neurosci.* **20**, 735–742 (2017).
- Momennejad, I. et al. The successor representation in human reinforcement learning. *Nat. Hum. Behav.* **1**, 680 (2017).
- Botvinick, M. M., Niv, Y. & Barto, A. C. Hierarchically organized behavior and its neural foundations: a reinforcement learning perspective. *Cognition* **113**, 262–280 (2009).

Acknowledgments

We thank M. Lengyel, D. Shohamy, and D. Acosta-Kane for many helpful discussions, and we thank P.D. Rich for his comments on an earlier draft of the manuscript. We acknowledge support from NIDA through grant R01DA038891, part of the CRCNS program, and Google DeepMind. The content is solely the responsibility of the authors and does not necessarily represent the official views of any of the funding agencies.

Author contributions

Conceptualization, M.G.M. and N.D.D.; methodology, M.G.M. and N.D.D.; software, M.G.M.; simulations, M.G.M.; writing (original draft), M.G.M. and N.D.D.; writing (review & editing), M.G.M. and N.D.D.; funding acquisition, N.D.D.

Competing interests

The authors declare no competing interests.

Additional information

Supplementary information is available for this paper at <https://doi.org/10.1038/s41593-018-0232-z>.

Reprints and permissions information is available at www.nature.com/reprints.

Correspondence and requests for materials should be addressed to M.G.M.

Publisher's note: Springer Nature remains neutral with regard to jurisdictional claims in published maps and institutional affiliations.

© The Author(s), under exclusive licence to Springer Nature America, Inc. 2018

Methods

Formal setting. We consider a class of sequential decision tasks in which an agent must decide in each situation (state; for example, a location in a spatial task) which action to perform with the goal of maximizing its expected future reward. The optimal course of action (policy) consists of selecting the actions with highest expected value. The value of an action (Q value) is defined as the expected discounted future reward from taking that action and following the optimal policy thereafter. Optimal decision-making, therefore, requires the agent to estimate action values as accurately as possible for maximizing total reward.

We address how best to order individual steps of computation, known as Bellman backups (Fig. 1b), for estimating an action's value. A single Bellman backup updates the estimate of the future value of taking a particular target action in some state, by summing the immediate payoff received for the action with the estimated future value of the successor state that follows it. This backup operation is fundamental for predicting future reward in RL, because it propagates information about reward to states and actions that precede it. Bellman backups can be applied action-by-action during ongoing behavior to allow the agent to learn from experienced states and rewards; this corresponds the standard update rule for model-free temporal difference learning, as it is thought to be implemented in the brain by dopaminergic prediction errors³¹. Our account includes this sort of learning from experienced events as a special case, but also allows performing additional Bellman backups to update estimates for target states and actions that are not currently being experienced (Fig. 1a,b). In these cases, the resulting reward and successor state are given by remembered or simulated experiences, but the learning rule is otherwise the same. In computer science, this approach is known as the Dyna framework³⁰. We refer to the information processed in a nonlocal backup as a 'memory'—a target state and action, and the resulting reward and successor state. However, the same approach applies regardless of whether this information is a retrieved record of an individual event (like an episodic memory) or a simulated experience (a sample drawn from a learned 'world model' of the overall statistics of state transitions and rewards, more like a semantic memory). These two representations are largely the same in the present work because we simulate only fixed, deterministic tasks (Fig. 1c). Notably, because this process can compose behavioral sequences of simulated experience from pieces not experienced together, it can discover consequences missed by temporal difference learning, which evaluate actions only in terms of their directly experienced outcomes^{1,51}.

Stringing together multiple backup operations over a sequence of adjacent states and actions computes expected value over a trajectory. Thus, the value of an action—the expected cumulative discounted reward that will follow its execution—can be sampled by adding up expected immediate rewards over a trajectory of one or more forward steps, plus any additional value expected forward from the last state considered. This is known as an n -step Bellman backup or a rollout, and can be composed from a series of one-step backups using a learning mechanism called eligibility traces¹. Similarly, value information can be propagated backwards along a trajectory (that is from a destination state to each of a series of predecessors) by chaining successive one-step backups in the reverse direction. Both of these patterns (forward and reverse value propagation) have precedents in different computer science methods (for example Monte Carlo tree search³³ and Prioritized sweeping²⁷). Indeed, various existing model-based algorithms for computing values from a world model amount to a batch of many such backup operations performed in different orders^{1,2}. A major goal of our theory is to provide a principled account of when each pattern is most useful.

Model description. The framework of RL¹ formalizes how an agent interacting with an environment through a sequence of states should select its actions to maximize some notion of cumulative reward. The agent's policy π assigns a probability $\pi(a|s)$ to each action $a \in \mathcal{A}$ in state $s \in \mathcal{S}$. Upon executing an action A_t at time t , the agent transitions from state S_t to state S_{t+1} and receives a reward R_t . The goal of the agent is to learn a policy that maximizes the discounted return G_t following time t , defined as

$$G_t = R_t + \gamma R_{t+1} + \gamma^2 R_{t+2} + \dots = \sum_{i=0}^{\infty} \gamma^i R_{t+i}, \quad (1)$$

where $\gamma \in [0, 1]$ is the discount factor that determines the present value of future rewards.

The expected return obtained upon performing action a in state s and subsequently following policy π is denoted $q_\pi(s, a)$ and is given by

$$q_\pi(s, a) = \mathbb{E}_\pi \left[\sum_{i=0}^{\infty} \gamma^i R_{t+i} | S_t = s, A_t = a \right]. \quad (2)$$

The policy that maximizes the expected return is the optimal policy and denoted q_* . Following Q -learning⁵³, the agent can learn an action-value function Q that approximates q_* through iteratively performing Bellman backups:

$$Q(S_t, A_t) \leftarrow Q(S_t, A_t) + \alpha [R_t + \gamma \max_{a \in \mathcal{A}} Q(S_{t+1}, a) - Q(S_t, A_t)], \quad (3)$$

where $\alpha \in [0, 1]$ is a learning-rate parameter. Bellman backups are performed automatically after each transition in real experience and may also be performed nonlocally during simulated experience, as in the Dyna architecture²⁶.

The following framework provides a rational account for prioritizing Bellman backups according to the improvement in cumulative reward expected to result. Let the agent be in state $S_t = s$ at time t . We represent an experience e_k by the 4-tuple $e_k = (s_k, a_k, r_k, s'_k)$, and we consider that accessing experience e_k amounts to a Bellman backup which updates $Q(s_k, a_k)$ with the target value $r_k + \gamma \max_{a \in \mathcal{A}} Q(s'_k, a)$. We also denote by π_{old} the current (old) policy, prior to executing the backup and by π_{new} the resulting (new) policy after the backup.

The utility of accessing experience e_k to update the value of $Q(s_k, a_k)$, or the expected value of backup (EVB), is denoted by $EVB(s_k, a_k)$ and is defined as

$$EVB(s_k, a_k) = \mathbb{E}_{\pi_{\text{new}}} \left[\sum_{i=0}^{\infty} \gamma^i R_{t+i} | S_t = s \right] - \mathbb{E}_{\pi_{\text{old}}} \left[\sum_{i=0}^{\infty} \gamma^i R_{t+i} | S_t = s \right], \quad (4)$$

that is, EVB is the improvement in expected return due to a policy change. A key point about this definition is that although it sums rewards over all future timesteps, it can be rewritten in terms of a sum over expected visits to the updated state, s_k (the full derivation is given below). This is because accessing e_k can only affect the policy in state s_k (that is, π_{new} and π_{old} differ only in state s_k); and we can then separately consider the gain accrued each time the agent visits state s_k and the expected number of times s_k will be visited. In other words, by conditioning $EVB(s_k, a_k)$ on $S_t = s_k$, this expression can be separated into the product of two terms: $EVB(s_k, a_k) = \text{Gain}(s_k, a_k) \times \text{Need}(s_k)$.

Gain term. The gain term quantifies the expected improvement in return accrued at the target state, s_k :

$$\text{Gain}(s_k, a_k) = \sum_{a \in \mathcal{A}} Q_{\pi_{\text{new}}}(s_k, a) \pi_{\text{new}}(a|s_k) - \sum_{a \in \mathcal{A}} Q_{\pi_{\text{old}}}(s_k, a) \pi_{\text{old}}(a|s_k), \quad (5)$$

where $\pi_{\text{new}}(a|s_k)$ represents the probability of selecting action a in state s_k after the Bellman backup, and $\pi_{\text{old}}(a|s_k)$ is the same quantity before the Bellman backup.

Need term. The need term measures the discounted number of times the agent is expected to visit the target state, a proxy for the current relevance of each state:

$$\text{Need}(s_k) = \sum_{i=0}^{\infty} \gamma^i \delta_{S_{t+i}, s_k}, \quad (6)$$

where δ_{\cdot} is the Kronecker delta function. Notice that, for $\gamma = 1$, the need term is the exact count of how many visits to state s_k are expected in the future, starting from current state $S_t = s$.

The need term can be estimated by the SR⁴¹, which can be learned directly by the agent or computed from a model. Here we assume that the agent learns a state–state transition-probability model T for the purpose of computing the need term. The need term is thus obtained directly from the n th row of the SR matrix, $(I - \gamma T)^{-1}$, where n is the index of the agent's current state S_t . An alternative option is to use the stationary distribution of the MDP, which estimates the asymptotic fraction of time spent in each state (that is, after convergence). This formulation is particularly useful when the transition probability from the agent's current state is unavailable (for example, during sleep). The need term bears close resemblance to the concept of 'need probability' from rational models of human memory⁵⁴, the probability that an item needs to be retrieved from memory because of its relevance to the current situation.

Note that the utility of a backup depends simultaneously on gain and need. Thus, a backup that has no effect on behavior has zero utility, even if the target state is expected to be visited in the future (because it has zero gain, despite high need). Similarly, the utility of a backup is zero if a state is never expected to be visited again, even if this backup would greatly impact behavior at the target state (because it has zero need, despite high gain). Crucially, utility is computed separately for each individual backup. This 'myopic' view neglects the possibility that a backup may harvest additional gains by setting the stage for other, later backups.

Simulation details. We simulate two 'grid-world' environments (Fig. 1c) in which an agent can move in any of the four cardinal directions—that is, $\mathcal{A} = \{\text{up, down, right, left}\}$. At each state, the agent selects an action according to a softmax decision rule over the estimated Q values, $\pi(a|s) \propto e^{\beta Q(s,a)}$, where β is the inverse temperature parameter which sets the balance between exploration versus exploitation. In our simulations, $\beta = 5$. Upon selecting action $A_t = a$ in state $S_t = s$, the agent observes a reward $R_t = r$ and is transported to an adjacent state $S_{t+1} = s'$. The value of $Q(s, a)$ is then updated according to (3) using $\alpha = 1.0$ and $\gamma = 0.9$. We use a learning rate of $\alpha = 1$ due to it being both maximally simple and optimal when the world's dynamics are deterministic.

The first environment—a linear track (Fig. 1c)—was simulated as two disjoint 1×10 segments. (The motivation for this was for the state space to differentiate both location and direction of travel, as do hippocampal place cells in this sort of

environment; this also clearly disambiguates forward from reverse replay.) The agent starts in location (1, 1) of the first segment. Upon reaching the state (1, 10), the agent receives a unit reward with Gaussian noise added with standard deviation of $\sigma=0.1$ (noise is added to each encountered reward to promote continuous learning). The agent is then transported to state (1, 10) of the second segment. Upon reaching state (1, 1) in the second segment, the agent receives a new unit reward (plus independent Gaussian noise with $\sigma=0.1$) and is transported back to state (1, 1) of the first segment. Each simulation comprises 50 episodes (that is, sequences of steps from starting location to reward). The second environment is a 6×9 field with obstacles (Fig. 1c), with a unit reward ($\sigma=0.1$) placed at coordinates (1, 9). Each simulation comprises 50 episodes with the start location randomized at each episode.

Our theory assumes that memory access leads to more accurate Q values. Improved estimates of action values can be obtained from samples of experience in which that action is used (whether by single-step or multistep sample backups). Thus, at every planning step we compute the need and gain for activating each possible one-step experience $e_k = (s_k, a_k, r_k, s'_k)$; these correspond to one-step updates given by (3). However, one of these experiences has special properties that permit additional learning if it is selected (which corresponds to a so-called n -step backup, from a version of the Bellman equation that sums n rewards before the recursive step, and which must be accounted for with different need and gain). In particular, if the target state action (s_k, a_k) is an optimal continuation of the sequence replayed immediately previously (that is, if s_k was the end state considered previously and a_k is the optimal action there), then this replay can extend a previous one-step backup to a two-step backup, updating the values of both a_k and the action replayed previously in light of the value at the next end state. Similarly, following an n -step backup, one experience corresponds to an optimal step $n+1$, updating the values of all intermediate actions. Note that only the optimal action is allowed as a continuation of the sequence replayed previously. This is because n -step backups are only valid estimators of the target function if the choices, after the first, are on-policy with respect to the target function q^* .

Such sequence-extending experience activations permit a special learning step and a corresponding special case of need/gain computation. If a sequence-extending experience is activated, the corresponding learning rule applies an n -step Bellman update at each of the preceding states in the sequences (that is, it updates the value of all n preceding states/actions according to their subsequent cumulative, discounted rewards over the whole trajectory, plus the Q value of the best action a at the added state s'_k). Implementationally, this can be accomplished using a $Q(1)$ update rule over eligibility traces that are cleared whenever a sequence is not continued. The gain for this update, then, accumulates the gain over each of these state updates according to any policy changes at each, and this sum is multiplied by the need for the last state s'_k (looking one step deeper at the value of an action only makes sense if the additional state is actually likely to be visited). Thus, a sequence-extending experience is only activated if the need is sufficiently large along the entire trajectory.

Thus, the utility of a multistep backup is computed as follows:

- Need is computed from the last (appended) state;
- Gain is summed for all actions along the trajectory (to reflect the fact that all actions are updated); and
- EVB ties are broken in favor of shorter sequences.

The inclusion of this case is important because it gives the model comparable ways to construct either forward or backward replay sequences by appending or prepending successive individual steps. Whether built forward or backward, these sequences are also equivalent in the sense that they ultimately update the values of all the states/actions along the trajectory with n -step returns. Note that the requirement that sampled forward trajectories follow what is currently believed to be the greedy policy does not mean they are uninformative; values updated along the path can change behavior (and also, potentially, the path sampled on subsequent rollouts). Conversely, a sequence-extending experience does not necessarily have a higher utility simply because it considers the cumulative gain over all intermediate states; if the value of the subsequent state is unsurprising (leading to small summed gains), or if the subsequent state is not expected to be visited (leading to a small need), the activation of a new, one-step experience elsewhere will be favored.

The agent is allowed 20 planning steps at the beginning and at the end of each episode. Because the gain term is a function of the current set of Q values, the utilities EVB are recomputed for all experiences after each planning step. To ensure that all 20 planning steps are used, a minimum gain of 10^{-10} is used for all experiences. This small, nonzero minimal value is meant to capture an assumption of persistent uncertainty due to the possibility of environmental change.

Prior to the first episode, the agent is initialized with a full set of experiences corresponding to executing every action in every state (equivalent to a full state-action-state transition model, which in sparse environments like these can be inferred directly from visual inspection when the agent first encounters the maze), including transitions from goal states to starting states. The state-state transition-probability model \mathcal{T} (for the need term) is initialized from this model under a random action selection policy, and thereafter updated after each transition using a delta rule with learning rate $\alpha_T = 0.9$. In all simulations in the online setting, the

need term is then estimated from the SR matrix, $(\mathcal{I} - \gamma \mathcal{T})^{-1}$. In the only simulation of sleep replay (Fig. 4g,h), in which the agent is not located in the environment where need is computed, we estimate the need term as the stationary distribution of the MDP, that is, the vector μ such that $\mu \mathcal{T} = \mu$.

Identification of significant replay events. We classify each individual backup as forward or reverse by examining the next backup in the sequence. When a backed-up action is followed by a backup in that action's resulting state, it is classified as forward. In contrast, when the state of a backup corresponds to the outcome of the following backed-up action, it is classified as reverse. Backups that do not follow either pattern are not classified in either category. To identify significant replay events, we follow standard empirical methods and assess, with a permutation test, the significance of all consecutive segments of forward/reverse backups of length five or greater^{4,16,17}.

Formal derivation. Below is a formal derivation of EVB for the general case of stochastic environments. Let the agent be in state $S_t = s$ at time t . The expected return from following policy π is defined as $v_\pi(s) = \mathbb{E}_\pi[\sum_{i=0}^{\infty} \gamma^i R_{t+i} \mid S_t = s]$, and the true (yet unknown) value of taking action a in state s and following policy π thereafter is denoted by $q_\pi(s, a)$. The utility of updating the agent's policy from π_{old} to π_{new} is

$$\begin{aligned} v_{\pi_{\text{new}}}(s) - v_{\pi_{\text{old}}}(s) &= \sum_a \pi_{\pi_{\text{new}}}(a|s) q_{\pi_{\text{new}}}(s, a) - \sum_a \pi_{\pi_{\text{old}}}(a|s) q_{\pi_{\text{old}}}(s, a) \\ &= \sum_a [\pi_{\pi_{\text{new}}}(a|s) q_{\pi_{\text{new}}}(s, a) - \pi_{\pi_{\text{old}}}(a|s) q_{\pi_{\text{old}}}(s, a)] \\ &+ \pi_{\pi_{\text{old}}}(a|s) q_{\pi_{\text{new}}}(s, a) - \pi_{\pi_{\text{old}}}(a|s) q_{\pi_{\text{old}}}(s, a) \\ &= \sum_a [\pi_{\pi_{\text{new}}}(a|s) - \pi_{\pi_{\text{old}}}(a|s)] q_{\pi_{\text{new}}}(s, a) \\ &+ \pi_{\pi_{\text{old}}}(a|s) [q_{\pi_{\text{new}}}(s, a) - q_{\pi_{\text{old}}}(s, a)], \end{aligned} \quad (7)$$

where we have both added and subtracted the term $\pi_{\pi_{\text{old}}}(a|s) q_{\pi_{\text{new}}}(s, a)$ on the second line.

We then write $q(s, a)$ in terms of $v(s)$ using the definition of the MDP dynamics, $p(s', r|s, a) \doteq \Pr(S_{t+1} = s', R_t = r \mid S_t = s, A_t = a)$:

$$q_\pi(s, a) = \sum_{s', r} p(s', r|s, a) [r + \gamma v_\pi(s')]. \quad (8)$$

Since the MDP dynamics does not depend on π , we can write

$$\begin{aligned} q_{\pi_{\text{new}}}(s, a) - q_{\pi_{\text{old}}}(s, a) &= \sum_{s', r} p(s', r|s, a) [r + \gamma v_{\pi_{\text{new}}}(s')] \\ &- \sum_{s', r} p(s', r|s, a) [r + \gamma v_{\pi_{\text{old}}}(s')] \\ &= \gamma \sum_{s'} p(s'|s, a) [v_{\pi_{\text{new}}}(s') - v_{\pi_{\text{old}}}(s')]. \end{aligned} \quad (9)$$

Substituting this result on (7):

$$\begin{aligned} v_{\pi_{\text{new}}}(s) - v_{\pi_{\text{old}}}(s) &= \sum_a [(\pi_{\pi_{\text{new}}}(a|s) - \pi_{\pi_{\text{old}}}(a|s)) q_{\pi_{\text{new}}}(s, a) \\ &+ \pi_{\pi_{\text{old}}}(a|s) (q_{\pi_{\text{new}}}(s, a) - q_{\pi_{\text{old}}}(s, a))] \\ &= \sum_a [(\pi_{\pi_{\text{new}}}(a|s) - \pi_{\pi_{\text{old}}}(a|s)) q_{\pi_{\text{new}}}(s, a) \\ &+ \pi_{\pi_{\text{old}}}(a|s) (\gamma \sum_{s'} p(s'|s, a) [v_{\pi_{\text{new}}}(s') - v_{\pi_{\text{old}}}(s')])]. \end{aligned} \quad (10)$$

Note that (10) contains an expression for $v_{\pi_{\text{new}}}(s) - v_{\pi_{\text{old}}}(s)$ in terms of

$v_{\pi_{\text{new}}}(s') - v_{\pi_{\text{old}}}(s')$. We can use this to 'unroll' the expression and write

$v_{\pi_{\text{new}}}(s') - v_{\pi_{\text{old}}}(s')$ in terms of $v_{\pi_{\text{new}}}(s'') - v_{\pi_{\text{old}}}(s'')$. After repeated unrolling we obtain

$$\begin{aligned} v_{\pi_{\text{new}}}(s) - v_{\pi_{\text{old}}}(s) &= \sum_{x \in \mathcal{S}} \sum_{i=0}^{\infty} \gamma^i \Pr(s \rightarrow x, i, \pi_{\text{old}}) \sum_a [\pi_{\pi_{\text{new}}}(a|x) - \pi_{\pi_{\text{old}}}(a|x)] \\ &q_{\pi_{\text{new}}}(x, a), \end{aligned} \quad (11)$$

where $\Pr(s \rightarrow x, i, \pi_{\text{old}})$ is the probability of transitioning from state s to state x in i steps under policy π_{old} .

Since the effect of a backup on state–action pair (s_k, a_k) is localized at a single state s_k for punctate representations, $\pi_{\text{new}}(a|x) = \pi_{\text{old}}(a|x)$, $\forall x \neq s_k$, and thus there is only one nonzero term in the first summation:

$$v_{\pi_{\text{new}}}(s) - v_{\pi_{\text{old}}}(s) = \sum_{i=0}^{\infty} \gamma^i \Pr(s \rightarrow s_k, i, \pi_{\text{old}}) \sum_a [\pi_{\text{new}}(als_k) - \pi_{\text{old}}(als_k)] q_{\pi_{\text{new}}}(s_k, a) \quad (12)$$

Denoting $\mu_{\pi}(s_k) = \sum_{i=0}^{\infty} \gamma^i \Pr(s \rightarrow s_k, i, \pi)$ as the discounted number of time-steps in which $S_t = s_k$ in a randomly generated episode starting in $S_t = s$ and following π , we have

$$\begin{aligned} EVB(s_k, a_k) &= \mu_{\pi_{\text{old}}}(s_k) \sum_a [\pi_{\text{new}}(als_k) - \pi_{\text{old}}(als_k)] q_{\pi_{\text{new}}}(s_k, a) \\ &= \text{Need}(s_k) \times \text{Gain}(s_k, a_k), \end{aligned} \quad (13)$$

where $\text{Need}(s_k) = \mu_{\pi_{\text{old}}}(s_k)$ and $\text{Gain}(s_k, a_k) = \sum_a [\pi_{\text{new}}(als_k) - \pi_{\text{old}}(als_k)] q_{\pi_{\text{new}}}(s_k, a)$.

We note that the same framework can be readily extended to the function approximation case and to policy gradient methods—that is, to computing the

utility of a policy change even when the policies differ in multiple states (by using equation (11)). In this more general case, the above derivation corresponds to a discrete version of the policy gradient theorem⁵⁵.

Code availability. All simulations were conducted using custom code written in MATLAB v9.1.0 (R2016b). Code is available at <https://github.com/marcelomattar/PrioritizedReplay>.

Reporting Summary. Further information on research design is available in the Nature Research Reporting Summary linked to this article.

References

51. Schultz, W., Dayan, P. & Montague, P. R. A neural substrate of prediction and reward. *Science* **275**, 1593–1599 (1997).
52. Coulom, R. Efficient selectivity and backup operators in Monte-Carlo tree search. In *International Conference on Computers and Games*, 72–83 (Springer, Heidelberg, Germany, 2006).
53. Watkins, C. J. & Dayan, P. Q-learning. *Mach. Learn.* **8**, 279–292 (1992).
54. Anderson, J. R. & Milson, R. Human memory: an adaptive perspective. *Psychol. Rev.* **96**, 703 (1989).
55. Sutton, R. S., McAllester, D. A., Singh, S. P. & Mansour, Y. Policy gradient methods for reinforcement learning with function approximation. *Adv. Neural Inf. Process. Syst.* **12**, 1057–1063 (2000).

Reporting Summary

Nature Research wishes to improve the reproducibility of the work that we publish. This form provides structure for consistency and transparency in reporting. For further information on Nature Research policies, see [Authors & Referees](#) and the [Editorial Policy Checklist](#).

Statistical parameters

When statistical analyses are reported, confirm that the following items are present in the relevant location (e.g. figure legend, table legend, main text, or Methods section).

n/a Confirmed

- | | | |
|-------------------------------------|-------------------------------------|---|
| <input type="checkbox"/> | <input checked="" type="checkbox"/> | The <u>exact sample size</u> (n) for each experimental group/condition, given as a discrete number and unit of measurement |
| <input type="checkbox"/> | <input checked="" type="checkbox"/> | An indication of whether measurements were taken from distinct samples or whether the same sample was measured repeatedly |
| <input type="checkbox"/> | <input checked="" type="checkbox"/> | The statistical test(s) used AND whether they are one- or two-sided
<i>Only common tests should be described solely by name; describe more complex techniques in the Methods section.</i> |
| <input checked="" type="checkbox"/> | <input type="checkbox"/> | A description of all covariates tested |
| <input checked="" type="checkbox"/> | <input type="checkbox"/> | A description of any assumptions or corrections, such as tests of normality and adjustment for multiple comparisons |
| <input type="checkbox"/> | <input checked="" type="checkbox"/> | A full description of the statistics including <u>central tendency</u> (e.g. means) or other basic estimates (e.g. regression coefficient) AND <u>variation</u> (e.g. standard deviation) or associated <u>estimates of uncertainty</u> (e.g. confidence intervals) |
| <input type="checkbox"/> | <input checked="" type="checkbox"/> | For null hypothesis testing, the test statistic (e.g. F , t , r) with confidence intervals, effect sizes, degrees of freedom and P value noted
<i>Give P values as exact values whenever suitable.</i> |
| <input checked="" type="checkbox"/> | <input type="checkbox"/> | For Bayesian analysis, information on the choice of priors and Markov chain Monte Carlo settings |
| <input checked="" type="checkbox"/> | <input type="checkbox"/> | For hierarchical and complex designs, identification of the appropriate level for tests and full reporting of outcomes |
| <input checked="" type="checkbox"/> | <input type="checkbox"/> | Estimates of effect sizes (e.g. Cohen's d , Pearson's r), indicating how they were calculated |
| <input type="checkbox"/> | <input checked="" type="checkbox"/> | Clearly defined error bars
<i>State explicitly what error bars represent (e.g. SD, SE, CI)</i> |

Our web collection on [statistics for biologists](#) may be useful.

Software and code

Policy information about [availability of computer code](#)

Data collection

All simulations were conducted using custom code written in MATLAB v9.1.0 (R2016b).

Data analysis

All analyses were conducted using custom code written in MATLAB v9.1.0 (R2016b).

For manuscripts utilizing custom algorithms or software that are central to the research but not yet described in published literature, software must be made available to editors/reviewers upon request. We strongly encourage code deposition in a community repository (e.g. GitHub). See the Nature Research [guidelines for submitting code & software](#) for further information.

Data

Policy information about [availability of data](#)

All manuscripts must include a [data availability statement](#). This statement should provide the following information, where applicable:

- Accession codes, unique identifiers, or web links for publicly available datasets
- A list of figures that have associated raw data
- A description of any restrictions on data availability

All simulations were conducted using custom code written in MATLAB v9.1.0 (R2016b). Code is available at <https://github.com/marcelomattar/PrioritizedReplay>.

Field-specific reporting

Please select the best fit for your research. If you are not sure, read the appropriate sections before making your selection.

☒ Life sciences ☐ Behavioural & social sciences ☐ Ecological, evolutionary & environmental sciences

For a reference copy of the document with all sections, see [nature.com/authors/policies/ReportingSummary-flat.pdf](https://www.nature.com/authors/policies/ReportingSummary-flat.pdf)

Life sciences study design

All studies must disclose on these points even when the disclosure is negative.

Sample size	All results are based on computer simulations. The number of simulations conducted in each analysis ensured that results were stable.
Data exclusions	No data were excluded from the analyses.
Replication	Given that all results are based on computer simulations, reproducibility is guaranteed.
Randomization	Given that all results are based on computer simulations, no randomization was needed (aside from using an appropriate random number generator).
Blinding	Given that all results are based on computer simulations, no blinding was needed.

Reporting for specific materials, systems and methods

Materials & experimental systems

n/a	Involved in the study
<input checked="" type="checkbox"/>	<input type="checkbox"/> Unique biological materials
<input checked="" type="checkbox"/>	<input type="checkbox"/> Antibodies
<input checked="" type="checkbox"/>	<input type="checkbox"/> Eukaryotic cell lines
<input checked="" type="checkbox"/>	<input type="checkbox"/> Palaeontology
<input checked="" type="checkbox"/>	<input type="checkbox"/> Animals and other organisms
<input checked="" type="checkbox"/>	<input type="checkbox"/> Human research participants

Methods

n/a	Involved in the study
<input checked="" type="checkbox"/>	<input type="checkbox"/> ChIP-seq
<input checked="" type="checkbox"/>	<input type="checkbox"/> Flow cytometry
<input checked="" type="checkbox"/>	<input type="checkbox"/> MRI-based neuroimaging