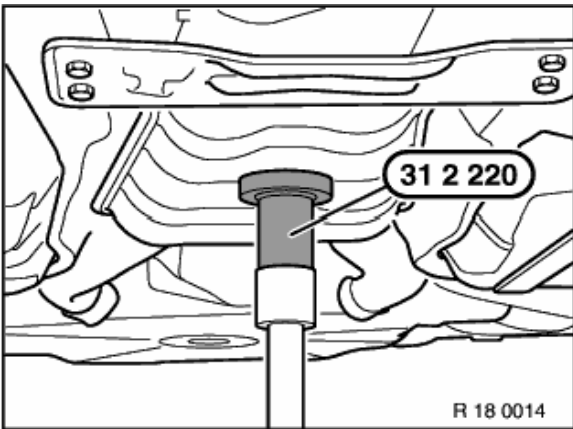
**M52/B28, M60, M62**

If necessary, remove rear underbody protection and heat baffle plate from front axle support.

Unfasten mount on exhaust catalytic converter from back of body.

**M52/B28, M60, M62**

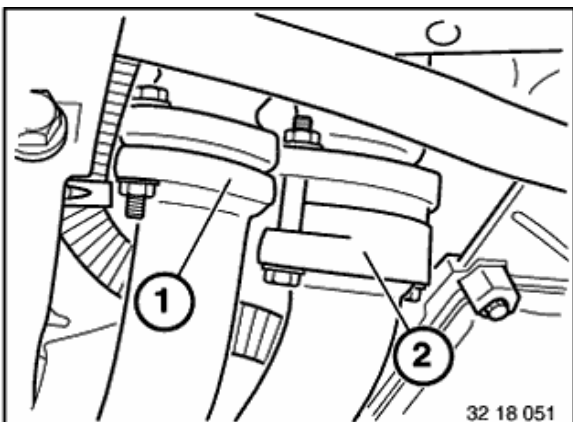
Support exhaust system with special tool 31 2 220.

(weight approx. 53 kg)

M60, M62

Disconnect left and right plug connections on Lambda oxygen sensors.

Unclip cable.

**M60, M62**

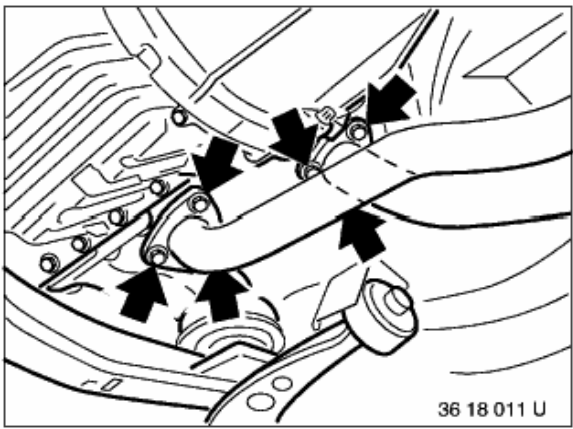
Detach exhaust system at exhaust manifolds.

Installation:

Replace sealing ring,
refer to 18 11 015.

Note:

- (1) Without sealing ring (outer)
- (2) With sealing ring (inner)

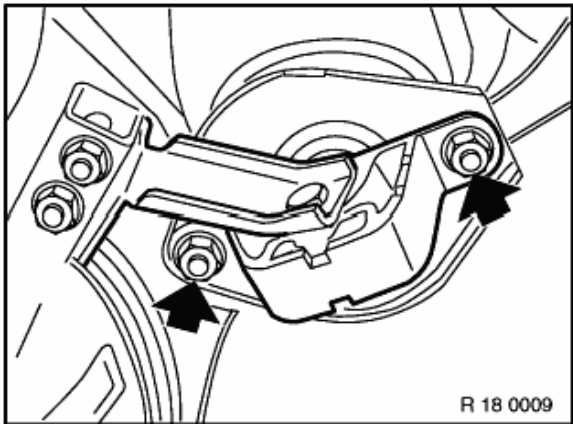


M52/B28

Unfasten screw connection on flanges.

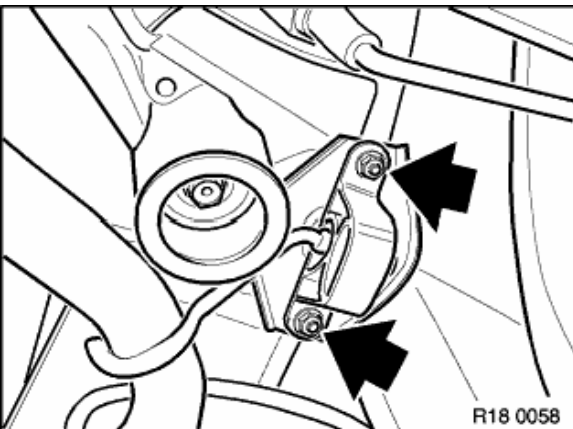
Installation:

Check seals and replace if necessary.
Replace self-locking nuts.
Coat thread with copper paste -CRC-,
refer to BMW Parts Service.



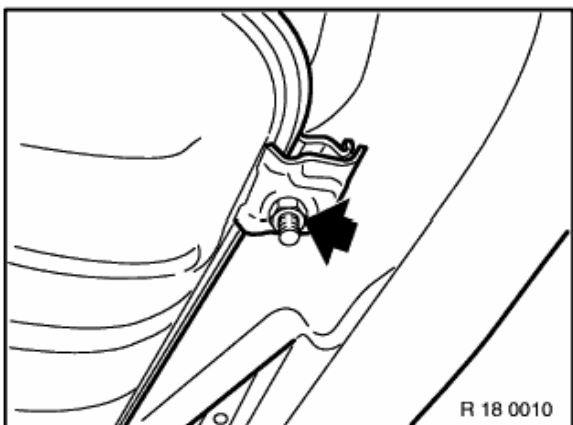
M60, M62

Unfasten rubber mount for rear muffler on rear axle carrier.



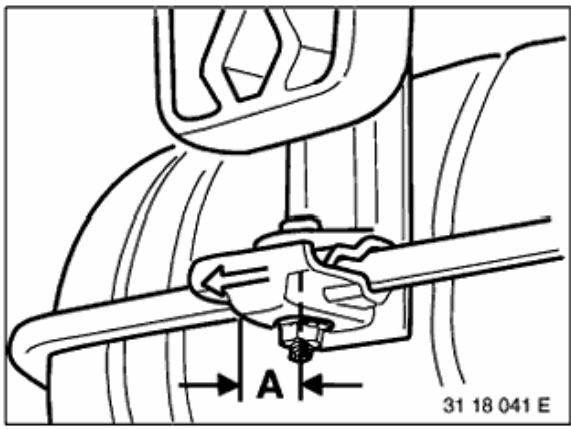
M52/B28

Unfasten rubber mount for rear muffler on rear axle carrier.



M60

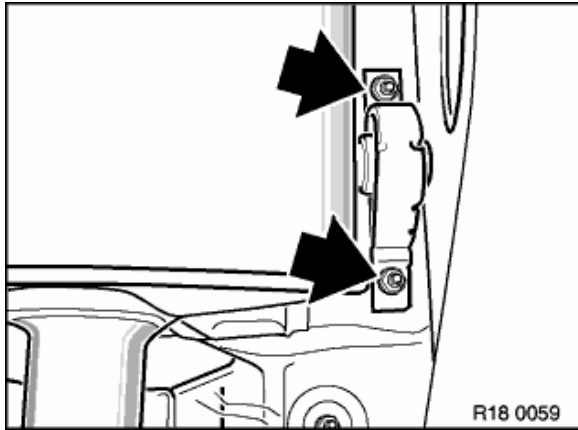
Unfasten clamping bracket on left and right rear mufflers.
Remove complete exhaust system.



M60, M62

Installation:

Preload rubber mount in forward driving direction by distance A = 15 mm.



M52/B28

Unfasten rubber mount on left and right rear mufflers.
Remove complete exhaust system.