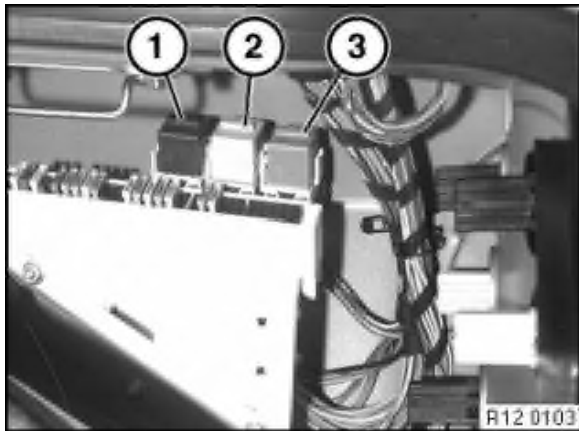



Interrogate fault memory of DME control unit.

Switch off ignition.

Open up trim panels in right side of trunk.

Fold insulating mat to one side.




Remove relay (2) from relay base.

After removal of fuel pump relay and during engine starting sequence:

- the fuel pump no longer starts up,
- the engine does not start.

For additional instructions on troubleshooting, refer to DIS.



**Note:**

Interrogate fault memory of DME control unit.

Check stored fault messages.

Rectify faults.

Now clear the fault memory.