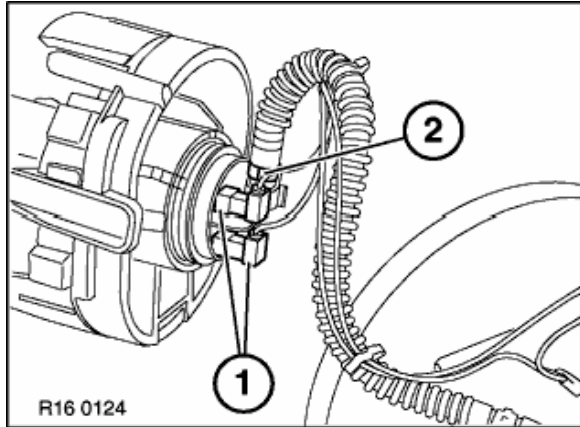


Suck the fuel out of the fuel tank,
refer to 16 00 005

Remove right sensor for fuel level indicator,
refer to 16 12 000

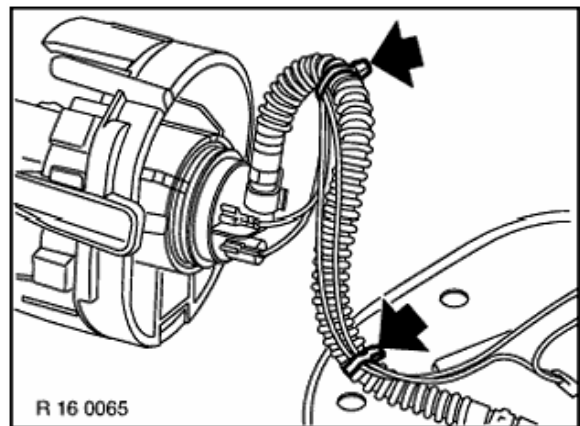


Caution!

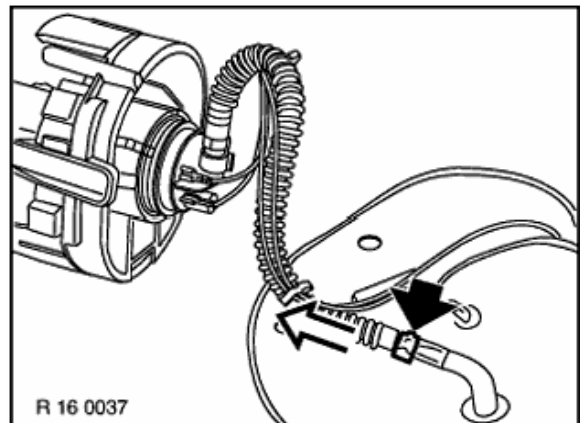
Disconnect both plug connections (1) on the fuel pump.

The retaining hooks on the plug connections (1) make disconnection more difficult. Separating them forcefully can cause damage.

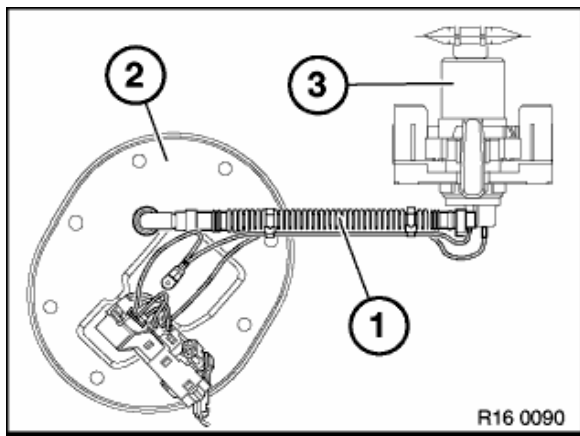
From 01/96, optimised plug connection (1) with black plastic housing. These automatically disconnect when the connector housing is pulled.



Unfasten cable connector.



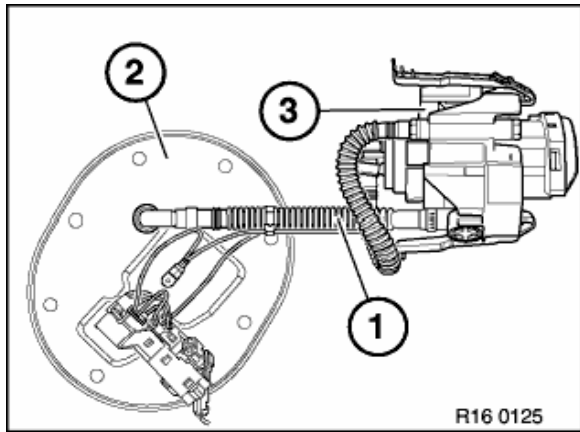
Unfasten hose clip, pull spiral hose off carefully, taking care not to damage the connection.



Spark ignition engines

Installation:

In order to avoid twists, align the connector hose and cable (1) between the lid (2) and fuel pump (3) before installing.



Diesel engines

Installation:

In order to avoid twists, align the connector hose and cable (1) between the lid (2) and fuel pump (3) before installing.